


April 30<sup>th</sup>, 2024



evolvED

# CATALYSTS CREATIVITY CONNECTION

GBC'S Annual  
Teaching & Learning Conference



# Navigating the Data Landscape: A Curriculum Upgrade

Stephanie McKean





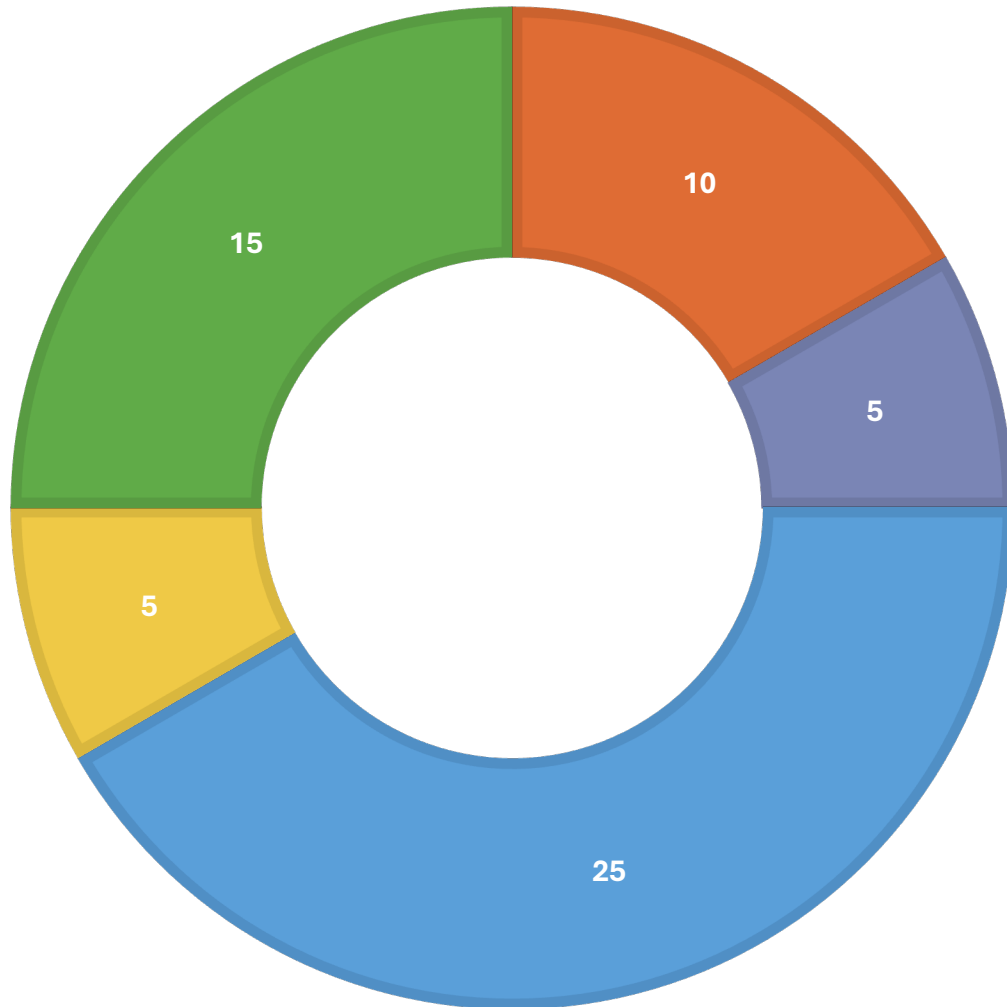
# Land Acknowledgment

George Brown College is located on the traditional territory of the Mississaugas of the Credit First Nation and other Indigenous peoples who have lived here over time.

We are grateful to share this land as treaty people who learn, work and live in the community with each other.

[Learn more about our land acknowledgement](#)

# AGENDA



- Data collection (10 min)
- Importance (5 min)
- Integration (25 min)
- Interdisciplinary (5 min)
- Dialogue (15 min)

# Data collection

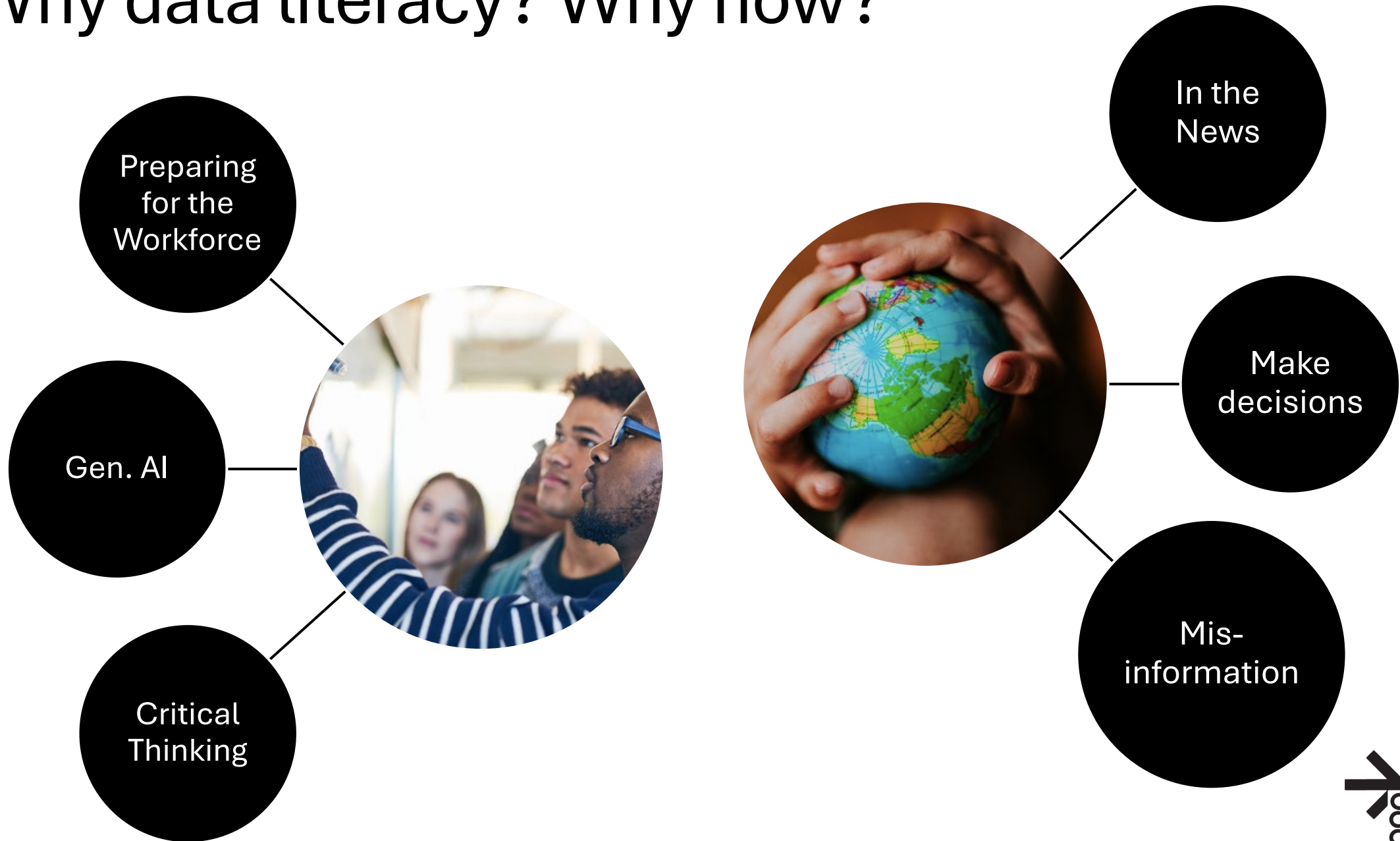
---

Go to [mentimeter.com](https://www.mentimeter.com) type in code 3515 4006

Or use QR code:



# Why data literacy? Why now?



# Large vs Small Changes

## Course Learning Outcomes

---

When you have earned credit for this course, you will have demonstrated the ability to:

- CLO 1 Create healthy menu choices to meet nutrient needs for normal physical and physiological changes to health status which occur throughout life.
- CLO 2 Prepare menu choices suitable for today's health-conscious lifestyles which meet nutrient needs for health and comply with guidelines from both Canada's Food Guide to Healthy Eating and various registered Canadian healthy eating and wellness programs.
- CLO 3 Apply basic food and nutritional theories as they relate to all aspects of healthy food preparation for prescribed nutrient needs during pregnancy, childhood, and adulthood, according to dietary guidelines for Canadians.
- CLO 4 Operate in a hygienic, safe, and secure food preparation and service environment in a responsible manner in accordance with relevant Provincial and Federal government legislation.
- CLO 5 Demonstrate accomplished culinary planning, organizing, preparation, and problem-solving skills as related to self and to practices and procedures of standard culinary nutrition skills.
- CLO 6 Perform and contribute effectively as a member of a food and beverage preparation and service team.


Quick "hook"

Quick "hook"

# Times Tables Table

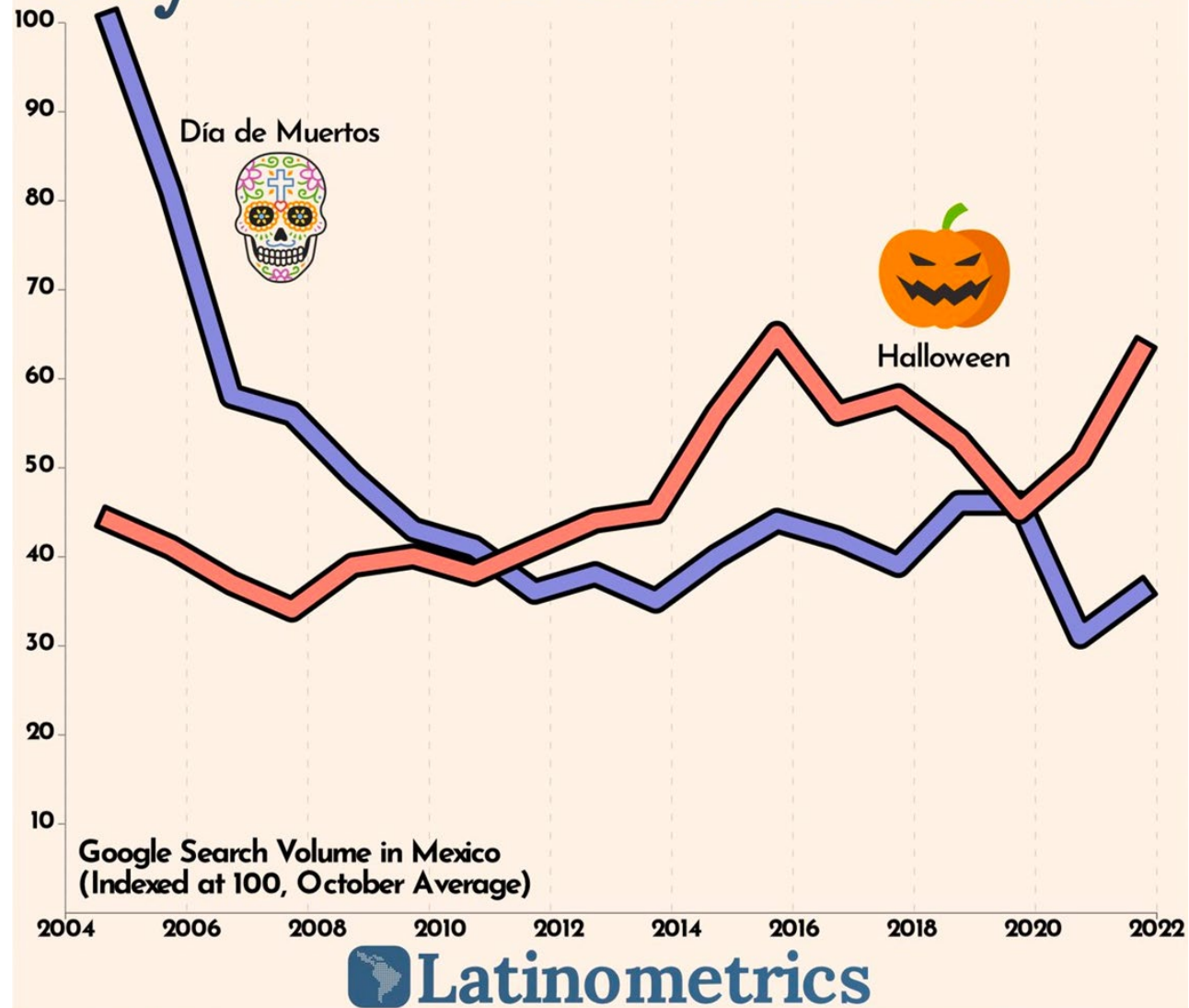
Error rate among children aged 5-8

10%  60%





# How Halloween Overtook Day of the Dead in Mexico



Source: Google Trends



**Dr. Leo** @DrLeoPsico · Oct 31



Replying to [@LatamData](#)

I love you, [@LatAmData](#), but there are several biases in your data:

1. Only around 70% of mexican population has Internet connection.
2. Mexicans don't search "Día de Muertos", we know what that is.
3. The data collection is from October, and Día de Muertos is held in November.



**Latinometrics** @LatamData · Oct 31



Replying to [@DrLeoPsico](#)

Thx for the feedback!

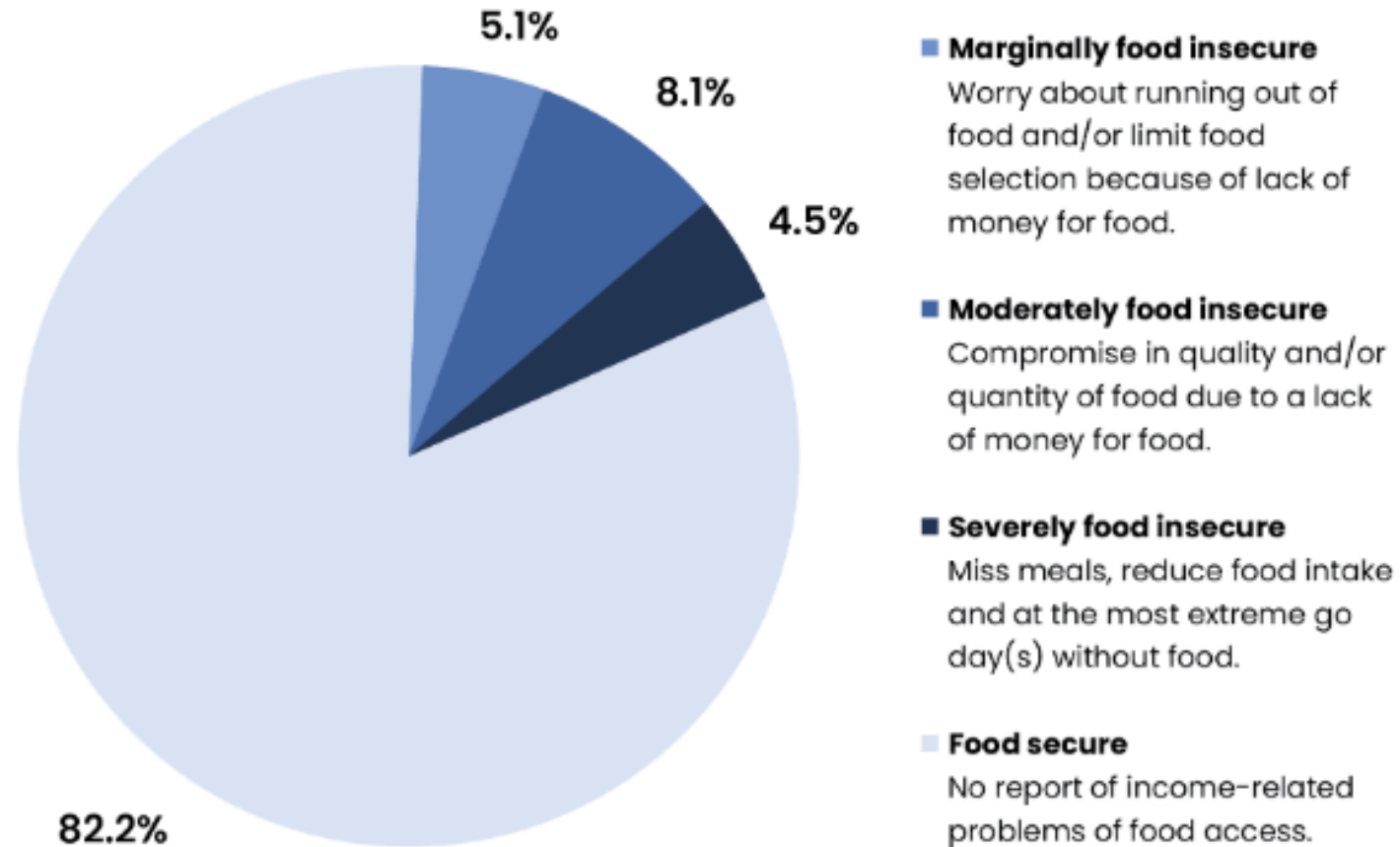
1. Doesn't explain the drop; people are Googling Dia de Muertos less than 1/2 as much as in 2004.
2. Google captures all searches associated to the holiday, not just people googling what it is.
3. Dia de Muertos avg. search volume is highest in October.

# Change in price from January 2019 to October 2023



# Telling a story

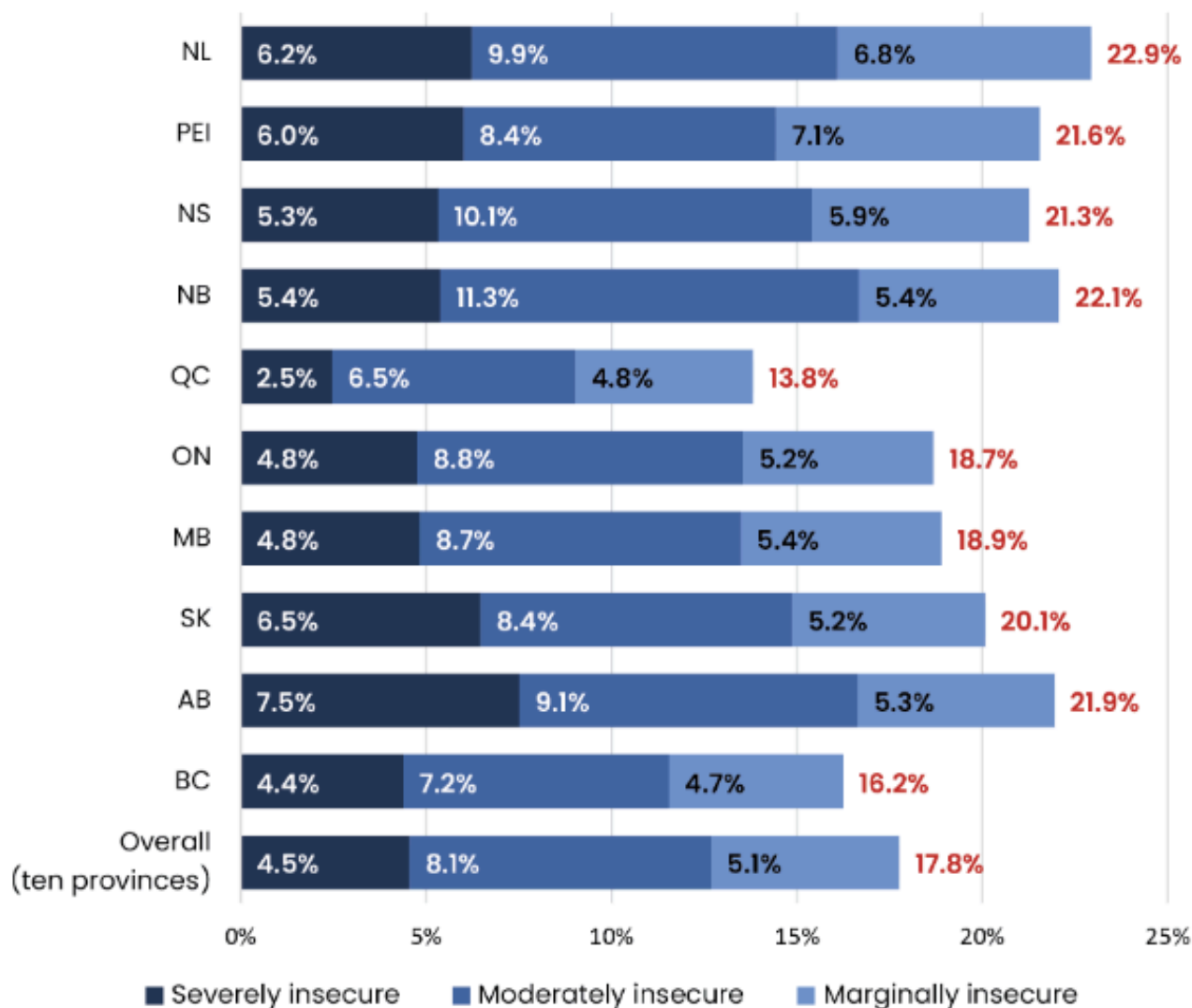
## Prevalence of household food insecurity in the ten provinces, 2022



Data Source: Statistics Canada, Canadian Income Survey (CIS) 2021. Authors' calculations.

From *Household Food insecurity in Canada, 2022* by Li, Fafard St-Germain & Tarasuk (2023)

## Household food insecurity in Canada by province, 2022

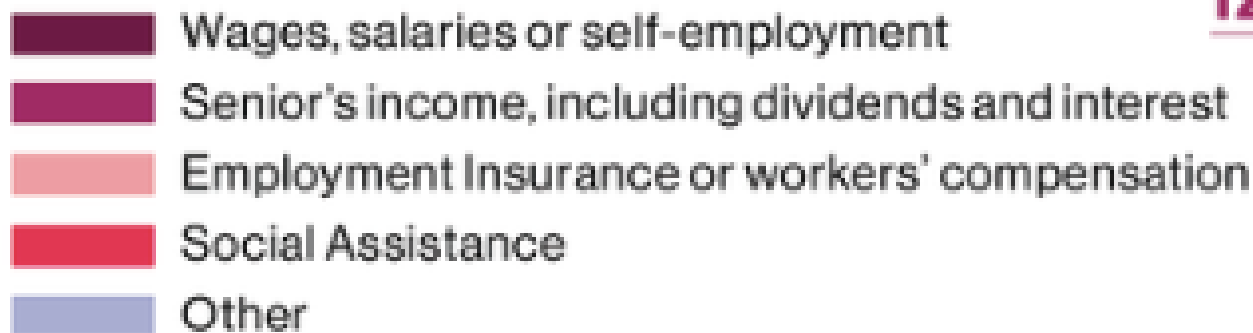


Data Source: Statistics Canada, Canadian Income Survey (CIS) 2021. Authors' calculations.

From *Household Food Insecurity in Canada, 2022* by Li, Fafard St-Germain & Tarasuk (2023)

# The majority of food-insecure households in Canada are in the **workforce**.

## Food-insecure households' MAIN SOURCE OF INCOME



Data Source:

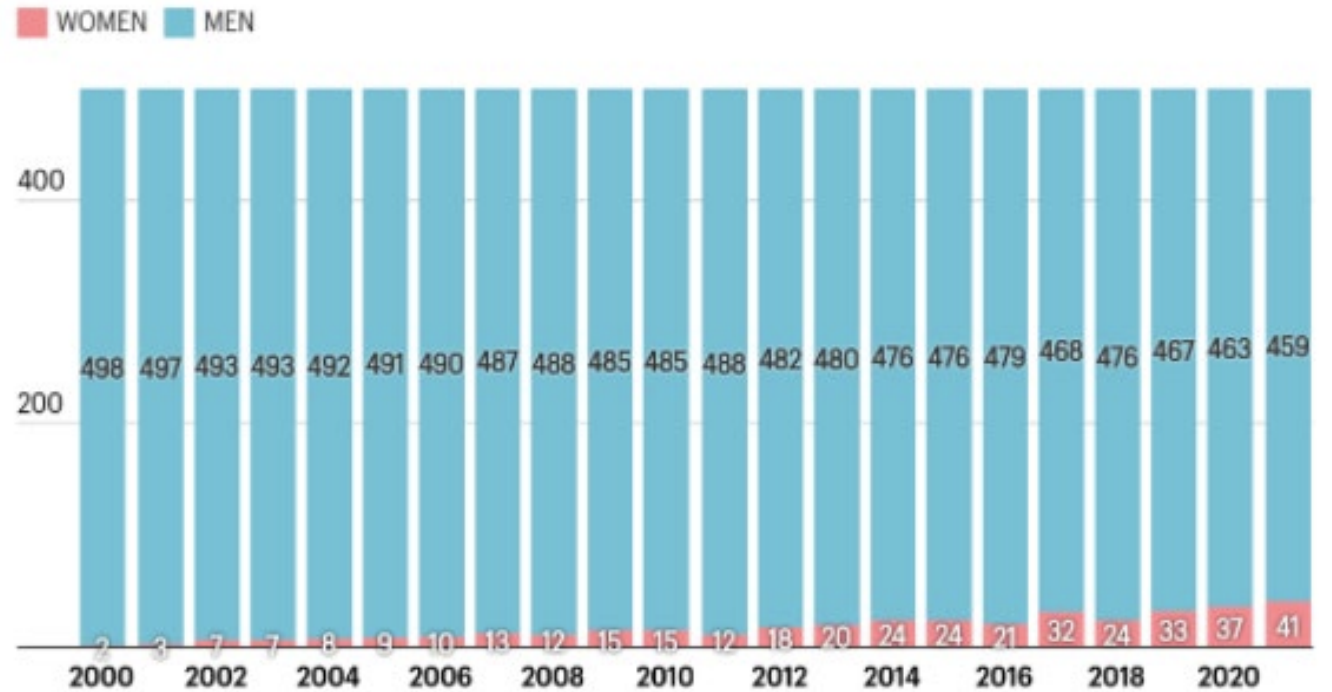
Statistics Canada, Canadian Community Health Survey (CCHS), 2017-2018

ALT

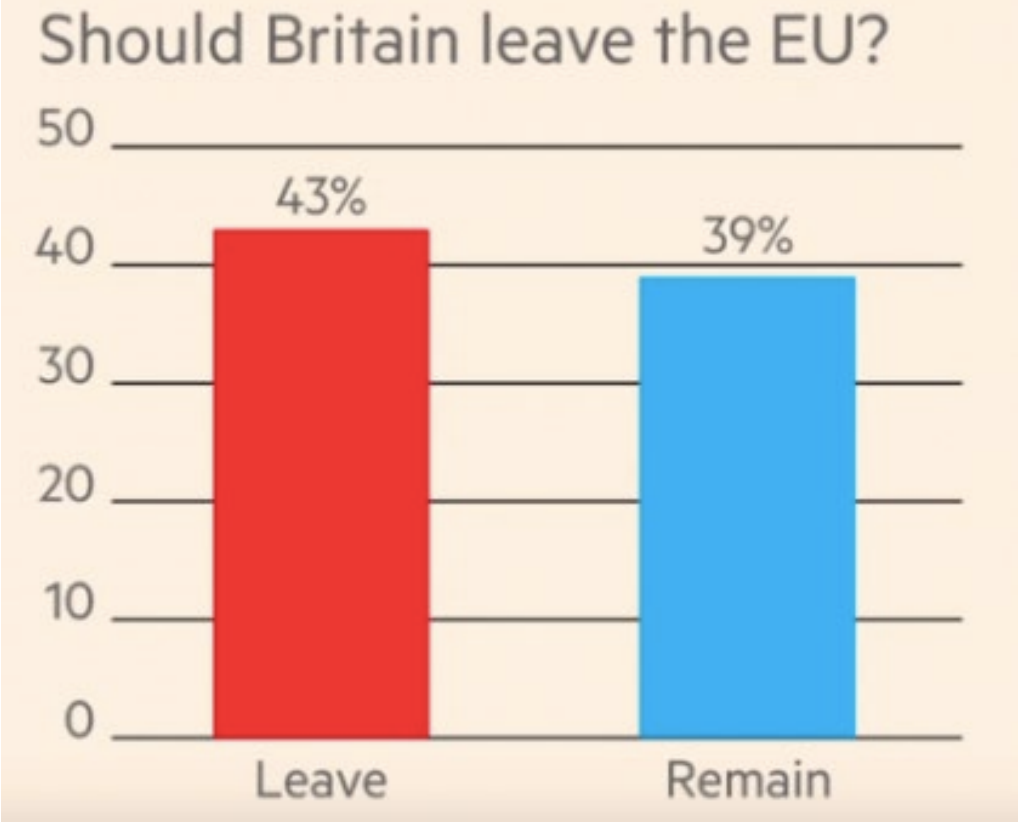
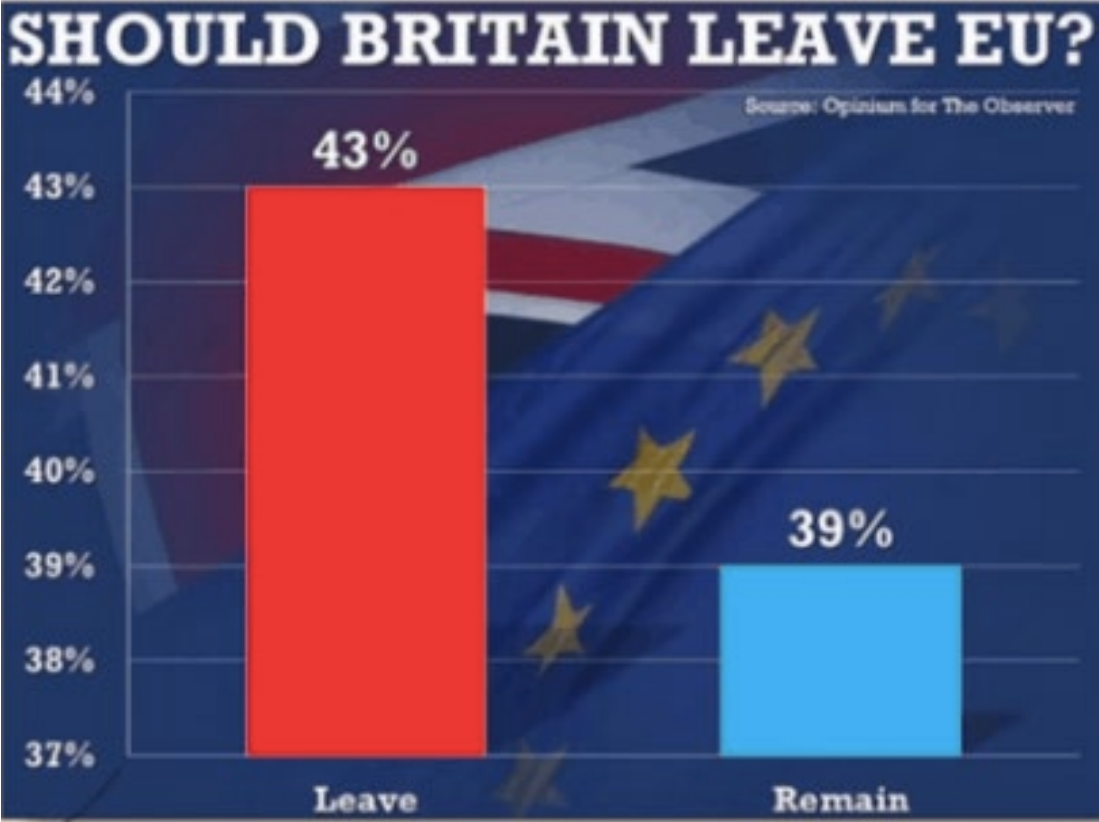
# This or That?



### Fortune 500 CEOs grouped by gender



# This or That? Again





# But it doesn't have to be graphs:

1) "[Ontario] now has just 661 RNs per 100,000 people, far below the average for the rest of the country, at 825." Ariss says the province now needs 24,809 additional RNs to catch up to the average elsewhere in Canada.

Sources: TechJury, Internet Live Stats, Cisco, PurpleSec

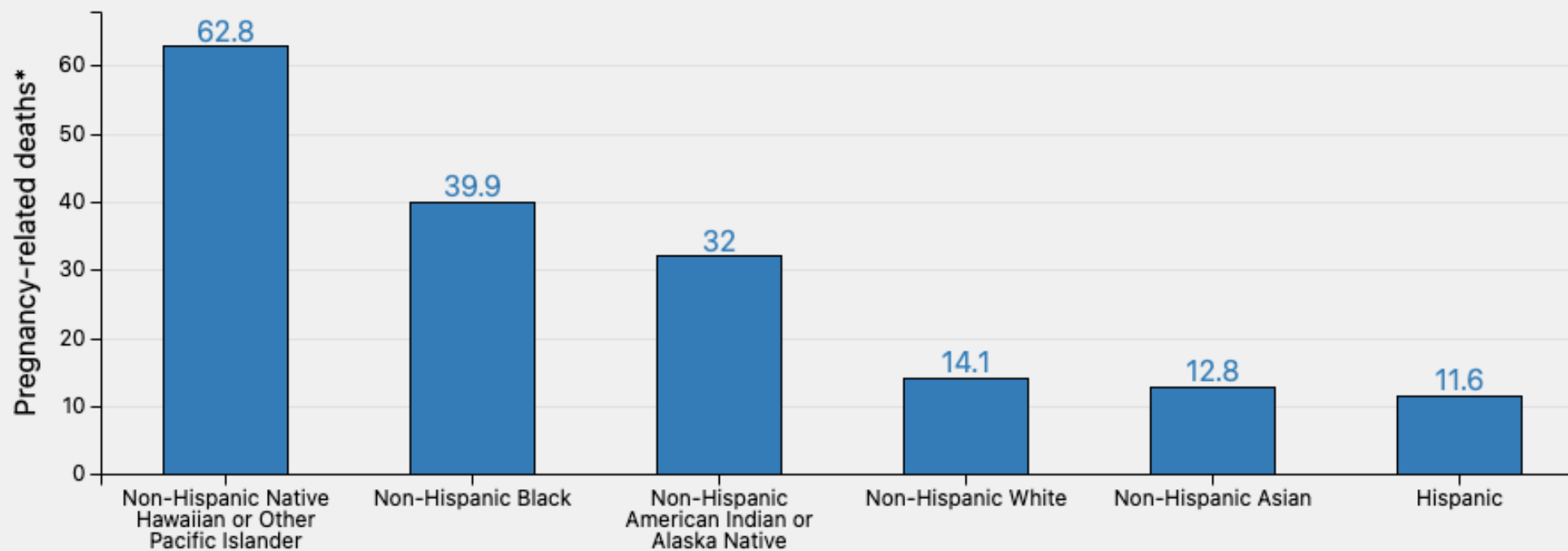
2)

 **3,026,626**

emails sent every second, 67% of which are spam

3) "Personal data is often compared to oil—it powers today's most profitable corporations"

## Pregnancy-related mortality ratio by race/ethnicity: 2017-2019



\*Per 100,000 live births

# Interdisciplinary possibilities

21st-century teachers will teach content differently. The day of the disintegration of subjects will be replaced by an approach to curriculum that recognizes the interconnectedness of content areas or disciplines by demonstrating a knowledge of their subject as it relates to other disciplines and beyond that relating global awareness of the subject. - Geoff Johnson

# Ethnicity is a Risk Factor for COVID-19 Deaths

Range of increased risk Black, Asian & Minority Ethnic (BAME) groups



Health

## Canadian doctors of colour offer a frank look at racism in medicine

Black, Indigenous and visible minority systemic racism

Politics

### Chris Hall: This expert is alarmed by Canada's failure to collect race-based pandemic data

'[Discrimination] is often about what you don't do,' says Dr. Kwame McKenzie

CBC Radio · Posted: May 30, 2020 4:00 AM EDT | Last Updated: May 30, 2020

Nov 13, 2019

# Lack of Health Data Hurting Black Canadians, Say Researchers

# Data Dialogue

---

Back to [mentimeter.com](https://www.mentimeter.com) type in code 3515 4006

Or use QR code:

