

About Brightspace's New Quiz Evaluation Experience

What is the New Quiz Evaluation Experience?

The New Quiz Evaluation Experience provides new quiz management options and an improved evaluation view.

How do I access the new experience?

You can access the new quiz evaluation experience when you grade a student's quiz attempt.

From Quizzes:

- Go to Quizzes from the Assessments tab in the navigation bar.
- Locate the quiz to evaluate and select the dropdown menu beside the quiz title.
- Choose Grade to enter the evaluation workflow.
- Select the student's attempt from Users or Attempts tab
- From the top right corner of the evaluation page, select the dropdown menu to enable the New Quiz Evaluation Experience option. (See Figure 1)
- Select 'Turn it on' to turn on the new experience. (See Figure 2)

From Quick Eval:

- Go to Quick Eval from the Grades tab in navigation bar.
- Select the quiz submission to evaluate.
- Select the attempt to grade.
- From the top right corner of the evaluation page, select the dropdown menu to enable the New Quiz Evaluation Experience option. (See Figure 1)
- Select 'Turn it on' to turn on the new experience. (See Figure 2)

Figure 1.


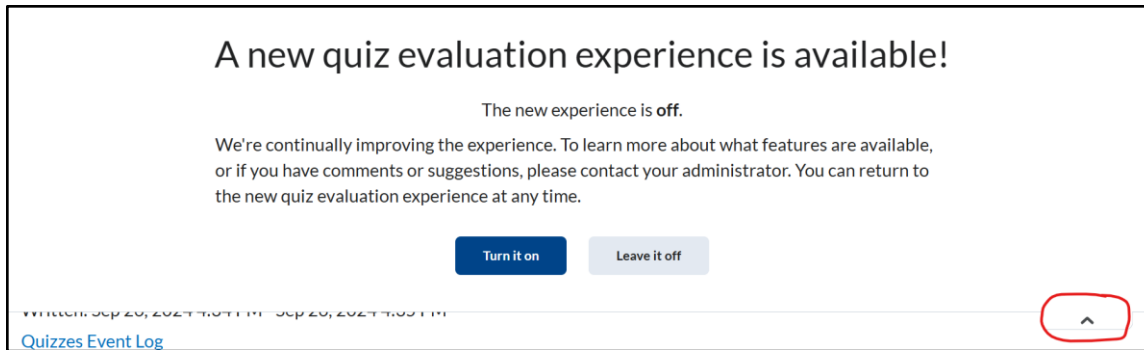


Figure 2.



How will this impact my workflow?

Rubrics can be attached to written response questions. However, rubrics can only be used to evaluate within the new experience.

With the new quiz evaluation experience turned on, you can:

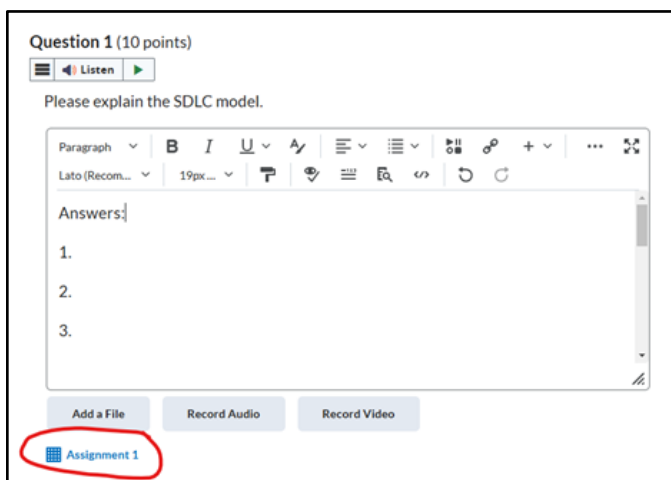
- **Grade written response questions using a rubric.**
- **Access two panels for assessment** that allow you to enter scores and feedback on the left panel for individual items and overall attempt grade and attempt feedback on the right panel.
- **Filter questions** that are 'Pending evaluation' or 'Retaken questions only.'

Turning on the new experience is optional, and you can select 'Turn it on' or 'Leave it off' to switch between the new or classic evaluation experience.

What can students see?

Students can view your attached rubric below the written response text box. (See Figure 3)

Figure 3.



Students can see the rubric in their quiz results display (see Figure 4) if you have selected to display questions under Evaluation & Feedback in quiz settings, e.g. 'All questions, without correct answers' (see Figure 5).

Figure 4.

Criteria	Level 2 3 points	Level 1 2 points	New Level 1 point	Criterion Score
Criterion 1	✓			3 / 3
Criterion 2	✓			3 / 3
Criterion 3		✓		2 / 3
New Criterion			✓	1 / 3

Total / 12

Overall Score

Level 4 12 points minimum	Level 3 8 points minimum	Level 2 5 points minimum	Level 1 3 points minimum
------------------------------	-----------------------------	-----------------------------	-----------------------------

Figure 5.

When published, display to learners:

Attempt grade

and

No questions

No questions

Incorrect questions only, with correct answers

Incorrect questions only, without correct answers

All questions, with correct answers

All questions, without correct answers

What are the question types currently supported by the new quiz evaluation experience?

- Multiple Choice
- Written Response
- True & False
- Short Answer
- Fill in the Blank
- Multi-Select
- Question Pools with the above question types

Other question types currently not supported can still be evaluated by switching back to the classic experience.

Can I still use the classic experience that I'm used to?

Yes. You can easily switch between the new or classic quiz evaluation experience by selecting 'Turn it on' or 'Leave it off' from the top dropdown menu when grading quiz attempts. Ensure that you save changes or updates before switching between experiences.

How do I learn more about the New Quiz Evaluation Experience?

You may [read an article](#) or [watch a video](#) from Brightspace.

